

Vision



ENGINEERED TO ENJOY.

BAVARIA VISION RANGE: 42 | 46



BAVARIA
SAILING



THE NEW VISION LINE

BAVARIA'S SUPERIOR CLASS




Made for owners who love long stays on board a sailing yacht.

From the cockpit to the saloon to the cabins, a VISION adapts to its owner's every requirement, whether this is a cosy cruise for two or taking a party of friends out – all thanks to an intelligent, variable and luxurious design.

With its two cabin design, the VISION 42 is the ideal yacht for couples who wish to stay on board for far longer than just a weekend. Guests big and small are always welcome on board a VISION 42.

Owner and guests are greeted with comfort and exceptionally generous spaciousness on board the VISION 46, which can accommodate up to six people in either a two or three cabin version.

On the water the VISION 42 and the VISION 46 provide perfect sailing performance and can be sailed safely with even a small crew. With BAVARIA's innovative Trim and Dock Control systems, this yacht is easy to manoeuvre both under sail and in the harbour.

VISION LINE:	42	46
2 cabins		
3 cabins		








DESIGN

A BAVARIA BRINGS OUT THE BEST IN THE FINEST DESIGNERS

All the yachts in the BAVARIA VISION range owe their thoroughbred performance and excellent sailing qualities to the designers at Farr Yacht Design. Each yacht incorporates the experience and technical expertise of the Farr Yacht Design team, responsible in the last 25 years for more than 300 individual designs, of which more than 40 have won world championships.

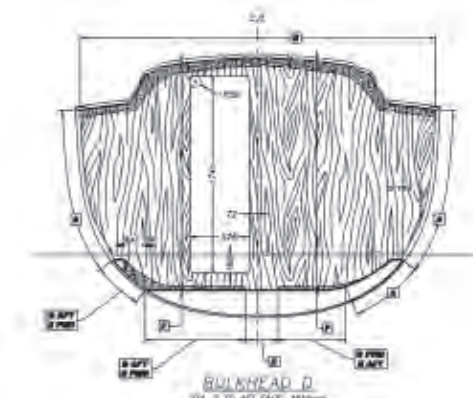
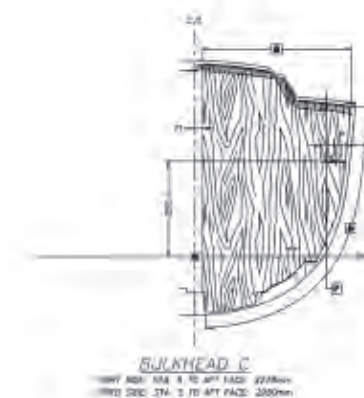
The BAVARIA design and production team and the designers from Farr Yacht Design have collaborated to develop an individual load profile for each yacht, which is later used to optimise the laminate plans and reinforcements. Central to the boat's design is the stable hull grid that manages the sailing forces on a BAVARIA. The hull grid is fitted and bonded into the hull with exacting precision to create a single unified structure. Particularly strong keel bolts – twice as many as is usual in yacht construction – ensure a force-fit to the keel. The deck-stepped mast and below deck support structure direct the sailing forces from the rig down into the yacht's reinforced hull grid, creating a robust structural solution like that of a modern racing yacht.

The designers from Design Unlimited made sure that a VISION does not only offer a pleasant and inviting atmosphere below deck, but also that the lines of the superstructure and deck area characterised by clear design. Design Unlimited worked closely with Farr Yacht Design and the design team at BAVARIA to give the VISION a distinctive look. Below deck, each line, each beam of light, and the ergonomics of every aspect of each yacht were assessed and repeatedly tested by Design Unlimited in collaboration with the production managers and designers at BAVARIA until they met the exacting standards that define a BAVARIA. Together with Design Unlimited, the design team at BAVARIA selected all the upholstery fabric, all the wood finishes and every other material on board a VISION, using the most demanding of criteria. A BAVARIA should not only be tastefully fitted out, she should also meet the highest of on board requirements.



FARR
YACHT DESIGN

DESIGN
UNLIMITED





A BAVARIA IS THE PRODUCT OF STATE-OF-THE ART MANUFACTURING

There are those who claim that our boat builders have salt water in their veins, even though we build our yachts in the heart of Germany. Some say our engineers and designers may have re-invented the „Made in Germany“ for yacht building. Be that as it may - here at BAVARIA it is our pride to build yachts of the highest quality for the whole world in the most modern sailing and motor yacht shipyard in Germany.

BAVARIA-Yachtbau consists of a 200,000 square metre shipyard with a 70,000 square metre production area that includes the lamination halls, a joinery shop, workshops and five assembly lines.



BAVARIA THE SHIPYARD



MADE IN GERMANY

A BAVARIA boat combines boat building tradition, German engineering and the ability to manufacture yachts precisely to the millimeter with the use of modern industrial production facilities. From bow to stern, every BAVARIA is a perfect combination of the highest quality, the best materials and the most innovative state-of-the-art fittings and equipment available in yacht building today. A BAVARIA is a yacht that has been created for living the perfect experience on the water, nothing less.



BAVARIA — GERMAN MADE YACHTS



All BAVARIA yachts are produced in their entirety in Germany at the Giebelstadt site – from the first laminate to the last buff and polish. This shipyard is one of the most modern and innovative production sites for yachts in the world. BAVARIA was the first shipyard in the history of yacht building to use robots and modern CNC machines in production.



The entire interior of a BAVARIA, from the solid wood batten in each cabin to the entire galley, is produced in the company's own workshop by our experienced boat builders. Each wooden part of a BAVARIA receives up to six layers of varnish on its own varnish production line.



The hull and deck of a BAVARIA are made of sandwich construction with foam inserts. Where fittings are mounted, the deck is reinforced with aluminium sheets. Using modern transport systems, the deck and hull first go through a separate production process each before they are screwed and glued together.



FIRST CLASS SAILING WITH TWO CABINS

With a VISION 42 you will not only experience first class sailing, you will also be a first class sailor! This is made possible by an extraordinary, unique exterior and interior layout.

The companionway from the cockpit to the saloon is moved to starboard in the deck assembly, which opens up new possibilities for the cockpit layout – a cockpit table is incorporated, fitted with a handle to transform it into a sleeping surface. There is also is plenty of space for sunbathing behind the two helms – and not only for the helmsman.



BAVARIA VISION 42



LIVING SPACE



The cockpit is the focus of life on a yacht. From the two helms, the VISION 42 is not only kept perfectly on course, all her sails can be trimmed directly by the helmsman. This makes sailing a VISION 42 with even a small crew not only simple but also very safe. And at the end of a day of sailing, there are a myriad ways to relax on board the VISION 42 while drifting into evening.





LIFE

BELOW DECK

Below deck, the VISION 42 is hard to beat for comfort and variability. The large galley provides plenty of work space for preparing a substantial meal, even at sea. You are steady between the sink cabinet placed amidships and the long galley line to port. The saloon table can be sunk into the saloon floor and the navigation area repurposed to become a sofa – on board a VISION 42, this simply means pulling a handle.





TECHNICAL DATA

VISION 42




2-cabin version A



2-cabin version B

DECK LAYOUT



Length overall	12,80 m
Length hull	12,50 m
Length waterline	11,40 m
Beam overall	4,05 m
Draught standard cast iron keel (approx.)	2,07 m
Draught option cast iron keel as shallow keel (approx.)	1,62 m
Unladen weight (approx.)	9.800 kg
Ballast (approx.)	2.450 kg
Engine, Volvo Penta with Saildrive	D2-40
Engine power	29 kW/40 PS
Fuel tank (approx)	210 l
Water tank, standard version (approx.)	210 l

Cabin + Heads, standard version	2 + 1
Berths, standard version	4
Height in salon (approx.)	2,00 m
Mainsail and fore sail, standard (approx.)	88 m²
Height of mast above water line (approx.)	18,93 m
Cabin + Heads	2 + 1/2 + 2
Berths	4
Passengers	10/16
CE Category	A/B

All data are subject to change without notice and given without warranty.



SAIL PLAN

Mainsail	50 m²
Foresail	38 m²
Gennaker	125 m²
I	16,01 m
J	4,37 m
P	15,25 m
E	5,54 m





vision
FORTY | SIX



THE VISION OF LIFE

Enjoying life on the water simply should not remain a mere vision. A VISION 46 makes this a reality. This yacht is made for people who want to stay on board for long periods of time without compromising any luxuries – at least, not any which are technically possible on a yacht.

The VISION 46 has space for living and storage space for everything you like to have with you when sailing in both the two cabin and three cabin versions.



BAVARIA VISION 46



LIFE ON THE WATER SHOULD NOT REMAIN A MERE VISION

The VISION 46 is made up of a thousand brilliantly conceived details. This is already evident the moment you lay your hands on the helm in the cockpit. Every instrument essential for navigation and control is within easy reach. With a perfect view of the deck and sail trim, the VISION 46 can literally be sailed with the fingertips.



LIVING SPACE





LIFE BELOW DECK



Variability and almost unlimited combinations are the essence of the VISION 46. Would you like a writing desk/dressing table in the owner's cabin, or perhaps a separate bathroom in the bow? Would you prefer one or two aft cabins? The VISION 46 can accommodate any vision.



2-cabin version A



2-cabin version B



3-cabin version A



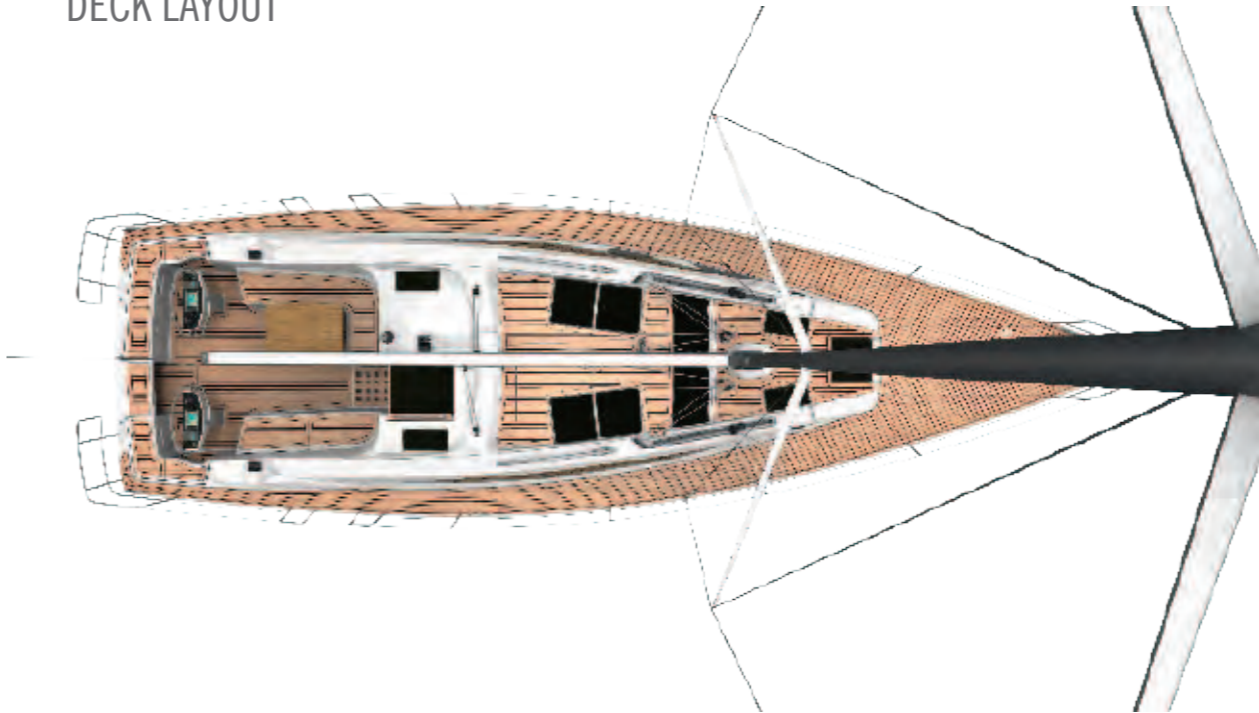
3-cabin version B



TECHNICAL DATA

VISION 46

DECK LAYOUT



Length overall	13,99 m
Length hull	13,70 m
Length waterline	12,83 m
Beam overall	4,19 m
Draught standard cast iron keel (approx.)	2,14 m
Draught option cast iron keel as shallow keel (approx.)	1,70 m
Unladen weight (approx.)	12.300 kg
Ballast (approx.)	3.450 kg
Engine, Volvo Penta with Saildrive	D2-55
Engine power	41 kW-55 hp
Fuel tank (approx)	210 l
Water tank, standard version (approx.)	580 l

Cabin + Heads, standard version	2 + 1
Berths, standard version	4
Height in salon (approx.)	2,00 m
Mainsail and fore sail, standard (approx.)	103 m²
Height of mast above water line (approx.)	20,10 m
Cabin + Heads	2 + 1/2 + 2/3 + 1/3 + 2
Berths	4/6
Passengers	10/16
CE Category	A/B

All data are subject to change without notice and given without warranty.



SAIL PLAN

Mainsail	55 m²
Foresail	50 m²
Gennaker	148 m²
I	17,20 m
J	4,68 m
P	16,71 m
E	6,05 m





Uniquely ergonomic pilot seat with perfect view.

FIRST-CLASS FEATURES

The VISION line turns even a longer stay on the water into an unforgettable experience. Interior and exterior spaces go perfectly together and complement each other to create a harmonious whole, resulting in a unique feeling of space. This is more than just accommodation, it is space for living.



Cockpit table and seating area can be converted into a spacious sun lounger in next to no time.



FEATURES VISION LINE



TRIM CONTROL

TRIM CONTROL, Labour-saving sailing manoeuvres for small crews at the push of a button.

The TRIM CONTROL system is based on powerful electric winches that can not only pull the sails tight but also ease them in a controlled manner. With TRIM CONTROL, tacking around on a VISION 42 or VISION 46 is not done with muscle power but with the fingertips. This is the latest generation smart sailing.



DOCK CONTROL

The engine as well as bow and stern thrusters are controlled with the use of a joystick – manoeuvring safely through the harbour with two fingers.

In the harbour, DOCK CONTROL ensures precise manoeuvring aboard a VISION 42 and a VISION 46. The engine and bow and stern thrusters are selectively controlled with the use of a joystick. When the system is activated, the plotter changes into the DOCK CONTROL's independent display layout for all security related information, such as gear position and control of the thruster.



Cockpit table for lunch or dinner and seating area can be converted into a spacious sun lounger in next to no time.



The bathing platform can be lowered manually to easily access the water edge and it features a refreshing shower.





Harmoniously integrated cupboard for bottles, glasses and crockery.















Hobbies requires room: aft storage space with drawers and hatches.



Flexible for all requirements: lounge with seating area and fold-out mess table.









INTERIOR

	veneER	PANELLING*	FLOORING
Standard	<div></div> <div>Sipo</div>	<div><div></div><div>Mocca</div></div> <div></div> <div>Ice</div>	<div></div> <div>Chestnut</div>
			<div></div> <div>Ocean Line (Option)</div>
Option	<div></div> <div>Oak</div>	<div><div></div><div>Mocca</div></div> <div></div> <div>Ice</div>	<div></div> <div>Walnut nature</div>
	<div></div> <div>Teak</div>	<div></div> <div>Meteor</div>	<div></div> <div>Ocean Line (Option)</div>

*Wegerung an Ecken und Mobiliar ohne Aufpreis wählbar.

EXTERIOR

FLOORING	UPHOLSTERY
<div></div> <div>Teak or Dura-Deck</div>	<div><div></div><div>Dove (Sunbrella)</div></div> <div></div> <div>Yet (Suntex)</div>
HULL COLOUR	OUTER HOOD
<div></div> <div>White</div> <div></div> <div>Grey</div>	<div></div> <div>Stone</div>

PARTNER

We apply exacting standards to the production and quality of our yachts. Equally, these standards must also be met by the equipment, furnishings and accessories we offer. We meet our stringent requirements by collaborating with renowned business partners, all of which are market leaders in their respective fields.





BAVARIA Yachtbau GmbH · Bavariastraße 1 · D-97232 Giebelstadt · Tel. + 49 9334 942-0 · Fax + 49 9334 942-1160

www.bavaria-yachtbau.com · info@bavaria-yachtbau.com

Some of the yachts shown here are equipped with optional extras which are available at an additional cost. Some details are based on design drawings and the final execution might differ.

This catalogue is not a part of a contract. All descriptions, photos, etc. are for illustration purposes only.